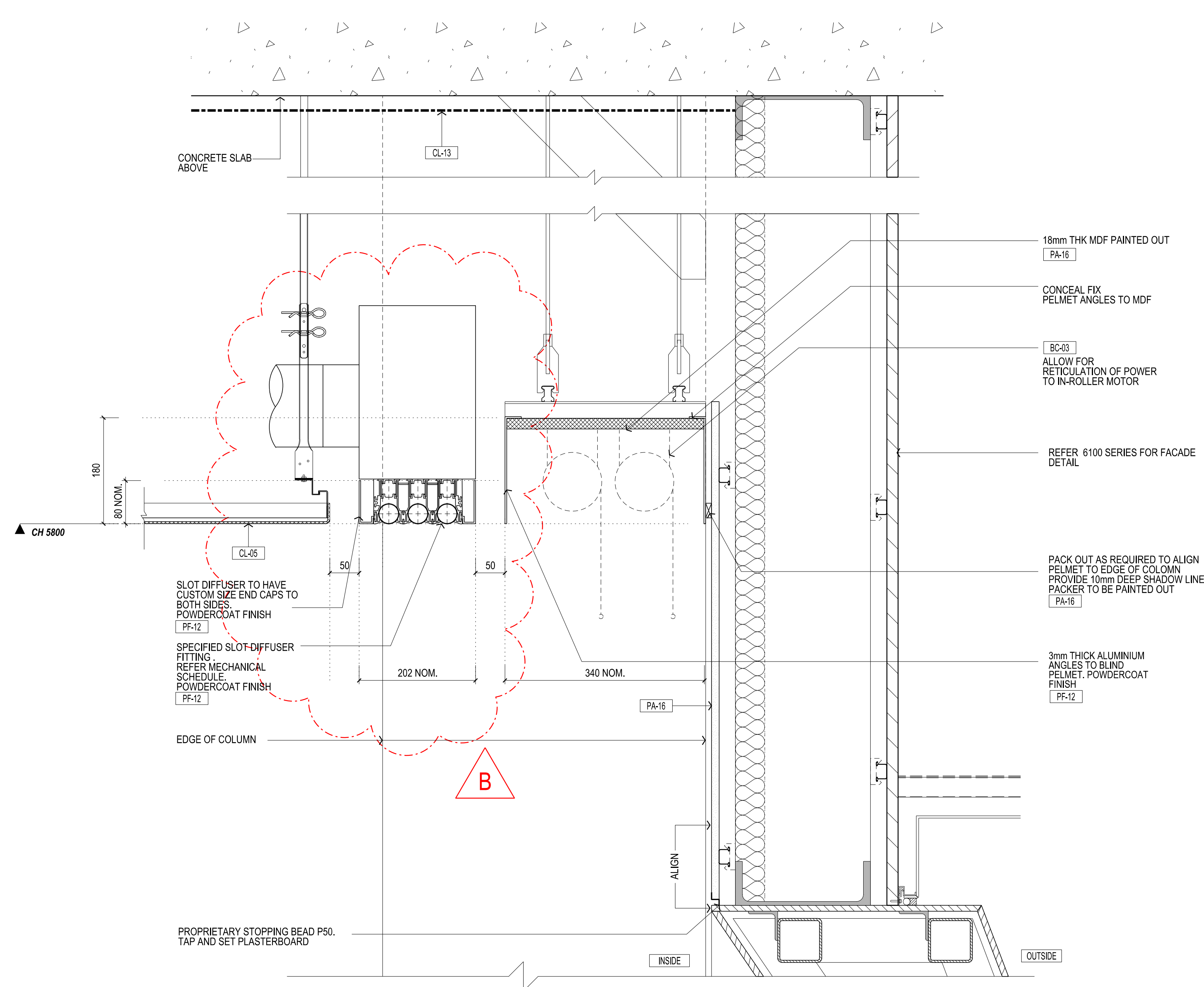


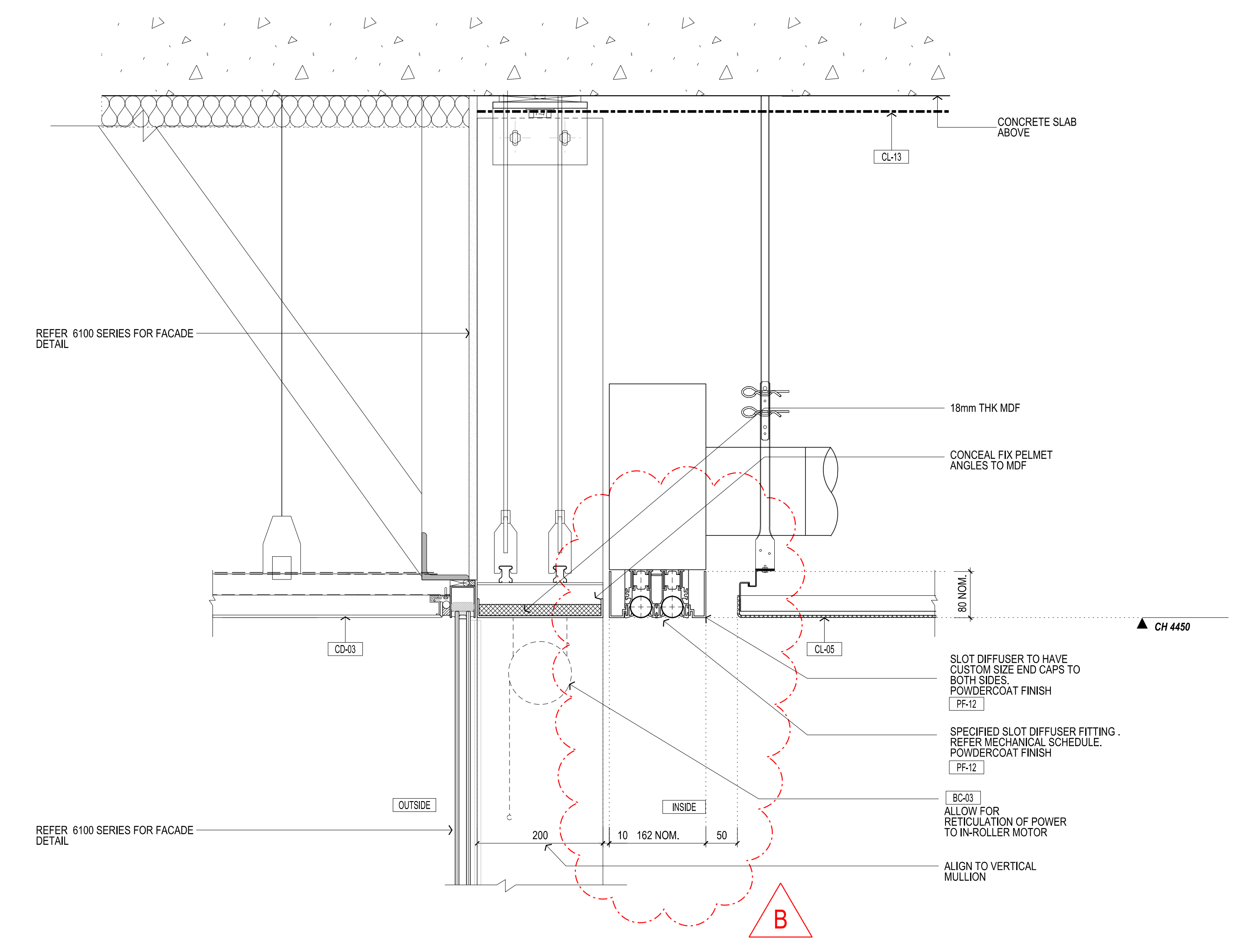
THIS DRAWING IS AN UNCONTROLLED COPY UNLESS STAMPED OTHERWISE

CONTRACTORS SHALL VERIFY JOB DIMENSIONS BEFORE ANY JOB COMMENCES. ALL SHOP DRAWINGS SHALL BE SUBMITTED TO THE SUPERINTENDENT AND MANUFACTURERS SHALL NOT COMMENCE PRIOR TO THE REVIEW OF MANUFACTURER SHOP DRAWINGS BEING BY THE CONSULTANT. FINISHED DIMENSIONS SHALL TAKE PRECEDENCE OVER SCALED. THIS DRAWING SHALL BE READ IN CONJUNCTION WITH ALL RELEVANT CONTRACT SPECIFICATIONS AND DRAWINGS COPYRIGHT OF THIS DRAWING IS VESTED IN WARDLE

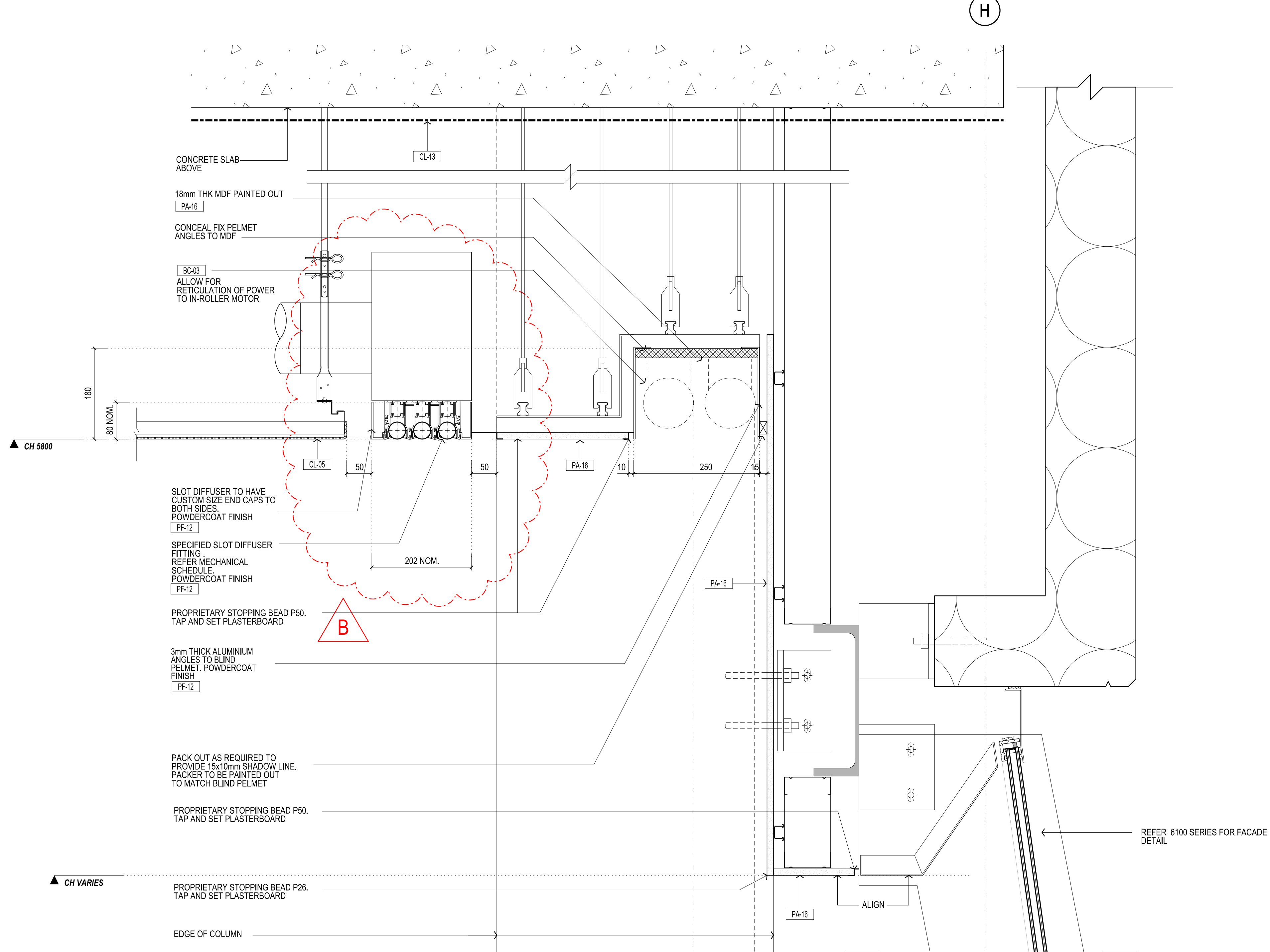
- General Notes
- CL-XX CEILING SYSTEM. REFER TO MATERIALS SCHEDULE
 - CH CEILING HEIGHT
 - FF-XX POWDERCOAT FINISH. REFER TO MATERIALS SCHEDULE
 - PA-XX PAINT FINISH. REFER TO MATERIALS SCHEDULE



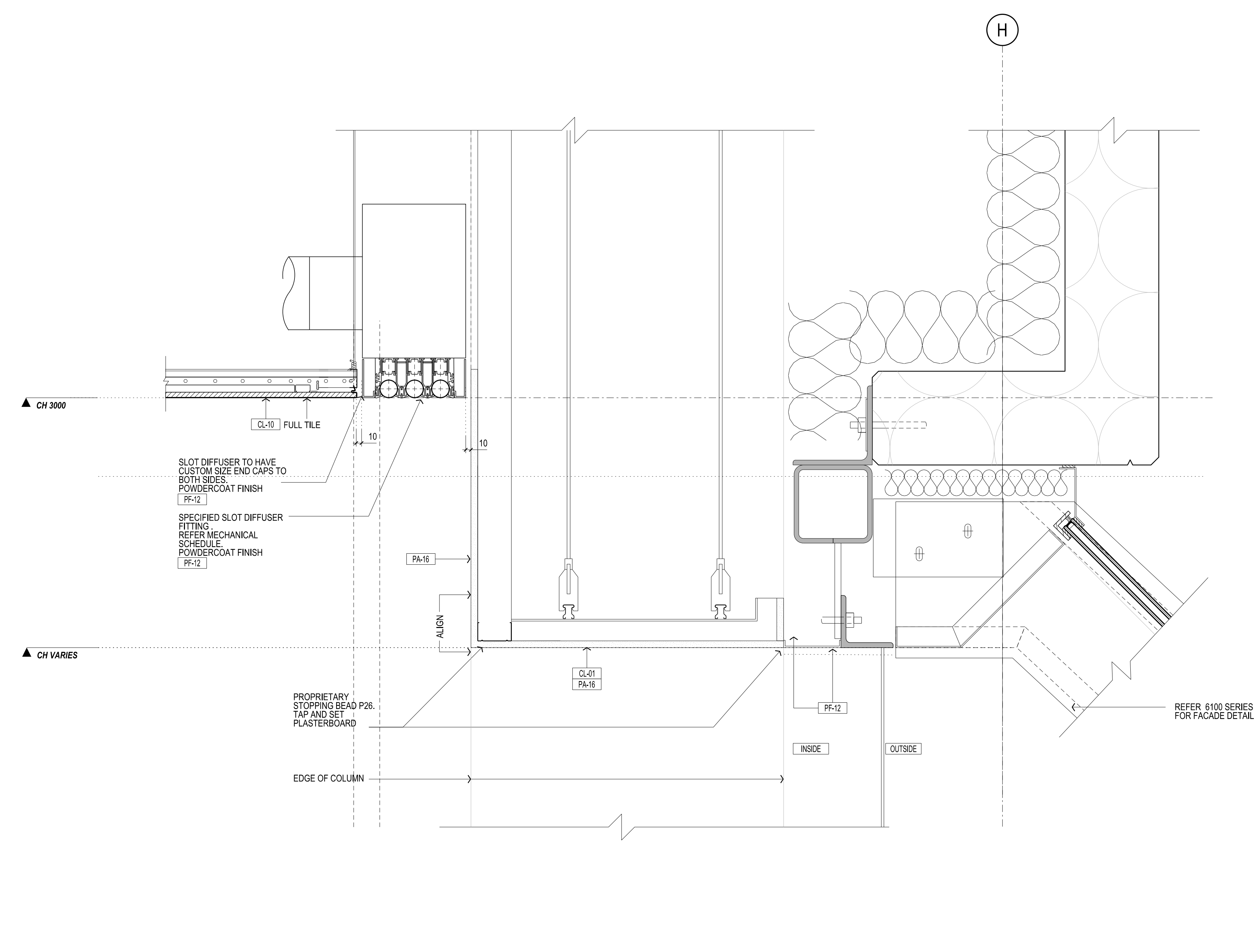
01 LARGE EXHIBITION - WEST PELMET DETAIL SECTION SCALE 1:5



02 SMALL EXHIBITION - PELMET DETAIL SECTION - TYPICAL SCALE 1:5



03 LARGE EXHIBITION - SOUTH PELMET DETAIL SECTION SCALE 1:5



04 LIBRARY - PELMET DETAIL SECTION - TYPICAL SCALE 1:5

- NOTES
1. REFER TO 2000 SERIES DWGS FOR CEILING PLANS FINISHES & SETOUT
 2. REFER TO SERVICES CONSULTANTS DOCUMENTATION FOR SPECIFICATION OF FIXTURES & FITTINGS BELOW
 3. ENSURE ALL EMERGENCY LIGHT SMOKE DETECTOR LIGHT FITTING WIRES ARE RETICULATED TO SLAB. ALL WIRING TO BE SPANNED OR PRE-COLOURED TO MATCH ADJACENT CEILING. REFER TO MATERIALS SCHEDULE FOR DETAILS.
 4. ALL SERVICES TO BE POWDERCOATED OR PAINTED ON SITE TO MATCH CEILING COLOUR. REFER TO MATERIALS SCHEDULE FOR EXACT SPECIFICATION.
 5. TO BE READ IN CONJUNCTION WITH A2020 CEILING PLANS AND WITH A2010 FACADE DETAIL AND A2010 WALL TYPES DRAWINGS

Rev	Issue	Revision Description	And	Date
B	SG	UPDATES AS CLOUDED	-	24.01.14
A	SG	UPDATES AS CLOUDED	-	24.10.13
03	SG	VALUE MANAGEMENT ISSUE	-	28.03.13
02	SG	100% CD - TENDER ISSUE	-	07.09.12
01	SG	100% CD ISSUE	-	10.08.12



NADAAA
 NADAAA
 1320 Washington Street No.2 Boston Massachusetts 02118 USA
 Telephone +1 617 442 8232 Facsimile +1 617 442 1417 Email nadaaa@nadaaa.com

John Wardle Architects
 25 Rokeby Street, Collingwood, Victoria 3066 Australia
 Tel: +61 3 8662 0400 www.johnwardlearchitects.com
 © 2014 John Wardle Architects ABN 83 006 814 268

Client **University of Melbourne Parkville Campus**

Project **Faculty of Architecture Building and Planning**

Title **CEILING JUNCTION DETAILS**

Project No.	0913	Scale	1:5 @ A0 1:10 @ A2
Drawing No.	AR 7852	Revision	B

Date: Dec 2011 Drawn: Co-Ord: Chk:

FILENAME - SFILES

FOR CONSTRUCTION